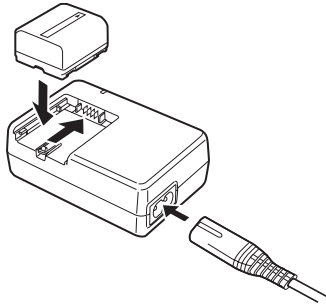


## Quick Guide

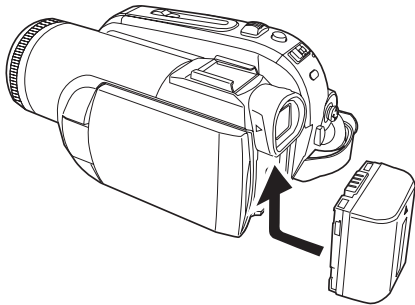
### ■ Charging the battery

- 1 Connect the AC cable to the AC adaptor and the AC jack.
- 2 Put the battery on the battery mount by aligning the mark and then securely plug it in.




### ■ Attaching the battery

Push the battery against the battery holder and slide it until it clicks.

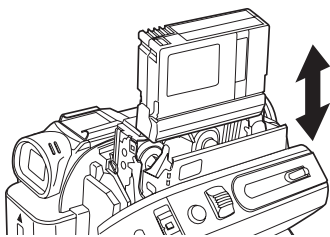


### ■ Inserting/removing a cassette


- 1 Slide the [OPEN/EJECT] lever and open the cassette cover.



- 2 After the cassette holder is opened, insert/remove the cassette.



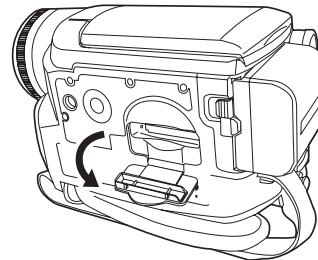
- 3 Push the [PUSH] mark ❶ in order to close the cassette holder.




- 4 Only after the cassette holder is completely housed, close the cassette cover.

### ■ Inserting/removing a card

- 1 Open the card slot cover.



- 2 Insert/remove the card into/from the card slot.

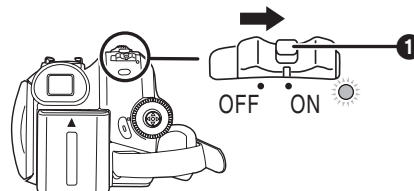


- When inserting a card, face the label side ❶ towards you and push it straight in with one stroke as far as it goes.
- When removing the card, open the card slot cover and press the center of the card and then pull it straight out.

- 3 Securely close the card slot cover.

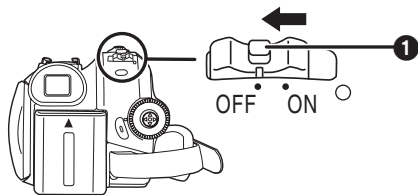
### ■ How to turn on the power

- 1 While pressing the button ❶, set the [OFF/ON] switch to [ON].



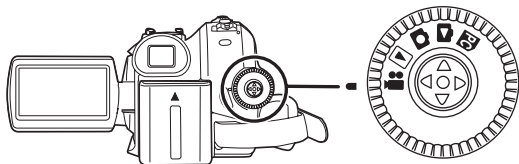
■ How to turn off the power

1 While pressing the button ❶, set the [OFF/ON] switch to [OFF].

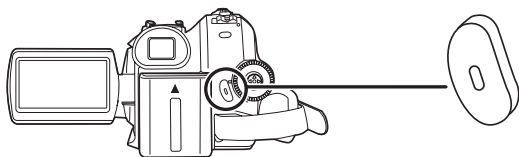


■ Recording on a tape

● Set to Tape Recording Mode.



1 Press the recording start/stop button to start recording.

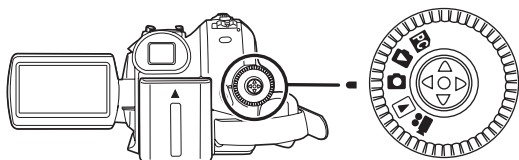


2 Press the recording start/stop button again to pause recording.

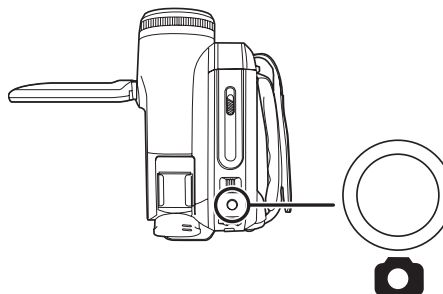


■ Recording still pictures onto a card (Photoshot)

● Set to Card Recording Mode.




1 Press the Photoshot button [📷].



■ Playing back tape

● Set to Tape Playback Mode.




1 Operate with joystick.



- ▶/||: Playback/Pause
- ◀◀: Rewind/Review playback (Reverts to playback with the ▶/|| icon.)
- ▶▶: Fast forward/Cue playback (Reverts to playback with the ▶/|| icon.)
- : Stop

■ Playing back card

● Set to Card Playback Mode.



1 Operate with joystick.



- ◀◀: Plays back the previous picture.
- ▶▶: Plays back the next picture.
- ▶/■: Slide show (Plays back the still pictures on the card in order) start/pause