






Rock N Roll Revival 2011 Controller Setup Ver: Monday, March 7

FRONT LIGHT (0)			
1		Area 1	
2		Area 2	
3		Area 3	
4		Area 4	
5		Area 5	
6		Area 6	
7		Area 7	
8		Area 8	
9		Area 9	
10		Area 10	
11		Area 11	

TOP WARM LIGHT (2)			
21		Area 1	
22		Area 2	
23		Area 3	
24		Area 4	
25		Area 5	
26		Area 6	
27		Area 7	
28		Area 8	

TOP COOL LIGHT (3)			
31		Area 1	
32		Area 2	
33		Area 3	
34		Area 4	
35		Area 5	
36		Area 6	
37		Area 7	
38		Area 8	

TOP RED LIGHT (4)			
41		Area 1	
42		Area 2	
43		Area 3	
44		Area 4	
45		Area 5	
46		Area 6	
47		Area 7	
48		Area 8	

PATTERN WASH WARM L147 / (5)			
51		Left	
52		Center	
53		Right	

		PATTERN WASH COOL R365 \ (6)	
61		Left	
62		Center	
63		Right	
		Available	
71			
		Available	
81			
		SIDE LIGHT COOL Stage R57 -> (9)	
91		Left DS	
92		Center DS	
93		Right DS	
94		Left US	
95		Center US	
96		Right US	
		←-SIDE LIGHT WARM Stage R318 (10)	
101		Left DS	
102		Center DS	
103		Right DS	
104		Left US	
105		Center US	
106		Right US	
		BAND WARM LIGHT / L147 → (11)	
111		Left A9	
112		Center A10	
113		Right A11	
		←-BAND COOL LIGHT (12)	
121		Left A9	
122		Center A10	
123		Right A11	
		SCENERY	
141		Left Flat Warm	
142		Left Flat Cool	
143		Left Circle Warm	
144		Left Circle Cool	
145		Back Wall PTN Entire Unit (5 Lights)	
146		Right Flat Warm	
147		Right Flat Cool	
148		Right Circle Warm	
149		Right Circle Cool	
150		Scenery Front PTN Left	
151		Scenery Front PTN Right	
		FOLLOW SPOTS	
160		# 1 Left	
161		#2 Right	

BACK WALL BULBS

167	Circuit 1	
168	Circuit 2	
169	Circuit 3	

HOUSE LIGHT

171	Apron and Ceiling Front can lights	
172	Ceiling Middle	
173	Ceiling Back	
174	Left and Right Side & Entrances	
175	Left & Right Walls	
176	Entrances	

RAILING BULBS

178	Circuit 1	

MOVING LIGHTS MAC 550 & 250 wash

191	Rear Beam Left	
192	Rear Beam Right	
193	House Boom Left	
194	House Boom Right	
195	Back Light	
196	Band Special	
197	House Boom Left MAC 250	
198	House Boom Right MAC 250	
199	Circle Platform Left MAC 250	
200	Circle Platform Right MAC 250	

BACK WALL CYCS

201-206	#1 - #6	
---------	---------	--

FLOOR OCTO

211-212	All	
---------	-----	--

Octo Strips LEFT CIRCLE Facing

213	All	
-----	-----	--

Octo Strips CENTER Facing

214-215	All	
---------	-----	--

Octo Strips RIGHT CIRCLE Facing

216	All	
-----	-----	--

JUKE BOX LIGHTS

251	Left Juke Box	Remote 4pack
252	Right Juke Box	Remote 4pack

WALL BOX BUTTON LTS

258	Top L&R	Remote 4pack
257	Next lower pair	Remote 4pack
256	Next lower pair	Remote 4pack
255	Next lower pair	Remote 4pack
254	Next lower pair	Remote 4pack
253	Bottom L&R	Remote 4pack