



Sister Act Lighting CUES

15 January

Page 1

Cue	Pg	Go when.....	Description	Time	Follow spot 1	Follow spot 2	Notes
-----	----	--------------	-------------	------	---------------	---------------	-------



1	1	Before house opens	House light and preset light on stage	3			Interesting and textural. What will be on the screens?
2		When show is ready	House to 1/2	3			Keep preset up
3			House out/ preset out	3			Fade to black. Actors enter
10	1	Performers are on the platform with hands in the air.	Cool texture A1-3, 6-8. Cool toplight A1,2, 6, 7. Yellow texture on platform A6-7. Red side wash from HL LED. A bit of presence on table A3, A8 from top light. 1 st elec icue on Deloris- center of plat. Low light textur stage left for entrances. Cool downlight A17 center platform. 	3			1/1- Night Club <i>Take Me to Heaven. Fabulous Baby.</i> Late afternoon- inside the club. Smoky? Haze? She is auditioning. Christmas lights? No border screens Mostly stage right Drab light when Curtis enters
11		When performers move down the steps and onto stage floor	Add light DS as needed. Add icue from front beam left on Doris (center A2)	3			
12		When performers move onto platform again	Shift light focus to plat. Fade down front beam icue	3			
13		When Curtiss and Thugs enter from SL	Increase light around table. 	10			
14		As Deloris moves toward table/Curtis	Increase light at table / Curtis	5			

Cue	Pg	Go when.....	Description	Time	FS 1	FS 2	Notes
-----	----	--------------	-------------	------	------	------	-------

Sister Act Lighting CUES

15 January

Page 2



Cue	Pg	Go when.....	Description	Time	Follow spot 1	Follow spot 2	Notes
15		Curtis: Ok, Ok, Ok	Decrease the LED red- make the light less theatrical as the music stops. Visual focus to table. Cool texture around. 	4			
16		As Curtis and the thugs leave	 Bring light focus to table Include A2 as well. She crosses to set up song	10			
17		Piano start for Fabulous "Twelve whole years..."	Gradual increase of warm toplight and yellow side light into A1, 2,3,7,8 as song is beginning.	25			
18		"I don't need you.." as she is about to sing "Look at my style..."	Followspot on Deloris	3	IN		
19		As Deloris moves to platform/ music modulation	Add warm top and side light on platform	6			
19.1		Hand flash at end of song	Add white top bump	.5			
19.3		As applause crests	blackout	0			
19.5		Scene change light	Low blue top light	3			

Cue	Pg	Go when.....	Description	Time	FS 1	FS 2	Notes
-----	----	--------------	-------------	------	------	------	-------

Sister Act Lighting CUES

15 January




Page 3

Cue	Pg	Go when.....	Description	Time	Follow spot 1	Follow spot 2	Notes
20	11		 <p>Blue texture. Blue top light. Lav side light. Visual focus A2-4</p>	3			1/2- Alley no songs, but there is Chase music Early evening? Ernie gets shot. Allscreens. Pit and a bit stage right. Exit stage right
21		Gunshot	Light on Deloris A6. Light on Ernie A4/5 (red LED) Red flash on screen that slowly fades out to next cue.	0			
22		Follow cue 21	<p>Slow fade of red on screen. Fade down Deloris light in A6 as she crosses to down center</p> 	18			
30	14	Kill Her. Curtis exits	Stage goes to blue texture a bit of a glow (red?) on dead body A 4/5. Possible VL HR	3			1/3-Chase 1:50 no dialogue; just the action Continues previous scene- evening.
31		As they drag Ernie off	Fade to black	3			
32		Follow 31	Fade up scene change light	2			

Cue	Pg	Go when.....	Description	Time	FS 1	FS 2	Notes
-----	----	--------------	-------------	------	------	------	-------

Sister Act Lighting CUES

15 January



Cue	Pg	Go when.....	Description	Time	Follow spot 1	Follow spot 2	Notes
40	15	When actors are seated and ready	Lights up. A4,5,9,10. Cool texture and top in these areas. Warm top over the table? 	2			1/4- Police Station 2:30 <i>The Perfect Place.</i> Evening again. Images Only DS left legs. Enter from DSL
41		End of scene	Blackout	0			
42		Follow 41	Fade up scene change light	2			
50	19	Just before nuns begin to sing and enter	Lights up for Cathedral. Platforms. A7,8,9, 12, 13 14, 16,17,18. Blue top light. A little warm texture. Visual focus in A13 and A10. 	3			1/5 Cathedral-Narthex 4:50 <i>Here Within These Walls.</i> immediately following the earlier SCENE. High top light, etc. Gothic. Incense (haze) All screens. Midnight Mass.
51		As the Nuns exit stage right off the plats	Pull visual focus down to A8, A13. Keep essence of church 	2 and 6			

Cue	Pg	Go when.....	Description	Time	FS 1	FS 2	Notes
-----	----	--------------	-------------	------	------	------	-------

Sister Act Lighting CUES

15 January

Page 5

Cue	Pg	Go when.....	Description	Time	Follow spot 1	Follow spot 2	Notes
52		“Damn!...”	Increase A9, for entrance of M, Del, Eddie. Texture /top in A10. Add A2 and 3 as well for the cross by  MS.	7			
53		As Eddie and Monsig exit	Move visual focus to A2, 3 and 4	5 and 8			
54		“We live a life of adoration and grace”	Slow change to song light	10			
55		“This is a sanctuary...”	Fs in on Mother. Be sure there is texture up on plat for later in the scene	5		IN	
56		“This lif’es now yours...”	Add icue special for dialogue. Center A2 (use RB HL icue)	3		continue	
57		“People now are absolutely shameless...”	Fade down icue	5		continue	
58	25	“..former worldly shell.”	Fade out followspot for dialogue	2		Fade out	
59	26	“...then we have a plan	Fade in followspots on MS and Del	2	In on MS	In on Del	Nuns cross on upper platform
59.1	26	As Deloris crosses to exit	Fade Deloris’ followspot			Fade out	
59.3	26	And if Heavens will be done	Reduce to MS in A1. Very quiet and isolated here	10			
59.5	26	As she turns to exit	Fade FS	3	Fade out		
59.7	26	As applause crests on her exit	Fade to black	4			
59.9	26	Follow 59.7	Fade in scene change light	2			
60	27	As scene is about to begin	A1-5 and 6-10. Next evening. Blue texture. Lav side, blue top. A bit of warm texture. 				1/6-Dinning Hall 15:28 <i>Meet the Nuns. It’s Good to be a Nun.</i> Evening (next evening) Just Big screen.

Cue	Pg	Go when.....	Description	Time	FS 1	FS 2	Notes
-----	----	--------------	-------------	------	------	------	-------

Sister Act Lighting CUES

15 January






Page 6

Cue	Pg	Go when.....	Description	Time	Follow spot 1	Follow spot 2	Notes
60.5	31	As Mary Pat is about to sing "there's so much to choose from.."	 Icue special on her FB Left	2			19:15
61		"...Meditating all day long in just one spot" Mary Laz	 Icue on her FB rt	2			19:23
61.5	32	Praise the Lord its good to be a nun. (the one before "It's Grim)	 iCues Icue 1 st Elec? Fade out other	2			19:46
62	32	Praise the Lord It good to be a nun (bottom of page)	Fade icue	1			
62.5	33	Nun 8 Rachel. Just before she stands	 Fade in icue FB	1			19:53
63		Chores for Christ our Lord	 Nun 7 "Renouncing " previous out, this one in	1			19:59

Cue	Pg	Go when.....	Description	Time	FS 1	FS 2	Notes
-----	----	--------------	-------------	------	------	------	-------

Sister Act Lighting CUES

15 January



Cue	Pg	Go when.....	Description	Time	Follow spot 1	Follow spot 2	Notes
63.5		"Its own reward"	 Xfade to this nun (red shirt)				20:04
64		"No Three"	 "Teaching Little children how to keep their palms Hair free." xfade to this nun				20:08
64.5		"...Hair Free"	 xfade to this nun (upstage)				20:10
65	33	"Genuflectings always pretty fun"	Fade out				
65.5	34	All the lucky girls are Martyrs. Halelu its good to be a nun.	 Light up for "Sacrifice"				20:35
66		"Sacrifice"	 Keep previous icue up and add this one.				20:36

Cue	Pg	Go when.....	Description	Time	FS 1	FS 2	Notes
-----	----	--------------	-------------	------	------	------	-------

Sister Act Lighting CUES

15 January

Page 8





Cue	Pg	Go when.....	Description	Time	Follow spot 1	Follow spot 2	Notes
66.5		AMEN	 <p>X-fade to this nun. "And should heaven will it.."</p>				20:43
67	34	Only when your miserable	Fade out icue				
67.5		"Spotlight's back on you.."	Fade in Followspot on Deloris.	2		Fade-In	
68		When Deloris sits	Fade out followspot	3		Fade out	
68.5	37	Practically perfection	Fade in FS on deloris	1	Fade in		
69		Yeah!(by Deloris)	Fade out FS on deloris	5	Fade out		
69.3		End of Good to Be a Nun. At the crest of the applause	Fade to black	4			
69.5		Follw 69.3	Fade in scene change light	2			
70	38	Just before MS enters	<p>Chapel light up. Blue texture. Visual focus A9. Deloris enters from SR & MS from SL. Lav side,</p>  <p>blue top.</p>	3			1/7-Chapel 23:06 Evening still All screens. Stained glass.

Cue	Pg	Go when.....	Description	Time	FS 1	FS 2	Notes
-----	----	--------------	-------------	------	------	------	-------

Sister Act Lighting CUES

15 January

Page 9



Cue	Pg	Go when.....	Description	Time	Follow spot 1	Follow spot 2	Notes
71	38	As MS exits SR and Sister Mary Robert enters	 <p>Add visual focus A8 A3 Mary Pat crosses upstage of platform quietly and then comes ds at end of scene</p>	6			
72	39	As they exit SR	Fade to scene change light	3			
80	40	When the actors are in place.	<p>Lights up.A8 & A9</p> 	3			1/8- Police Station 25:16 Late Afternoon ?? Action s crosses down to page 42
81		As Joey picks up the coat	Add light in A2 & 3 & 7. Reduce in A9	3 and 7			
82		"I know Delores"	Fadein followspot on Curtis			Fade in	
90	42	Pretty soon she's gonn come right back to what she needs	<p>Xfade to side angles for dance in remainder of song, change to evening color</p>  <p>A2,3,4,7,8</p>	3 and 6		continue	1/9- Street 26:22 <i>When I find My Baby.</i> Move to Evening.. All screens
91	43	"Yeah yeah Oh yes I know that girl..." Modulation	Add color or intensity (side angles or patterns)	4			29:04

Cue	Pg	Go when.....	Description	Time	FS 1	FS 2	Notes
-----	----	--------------	-------------	------	------	------	-------

Sister Act Lighting CUES

15 January

Page 10



Cue	Pg	Go when.....	Description	Time	Follow spot 1	Follow spot 2	Notes
92	44	End of song piano chord	Intensity bump (white top)	0			
93	44	Follow 92	Blackout	0		Out	
94	44	Follow 93	Fade in scene change lights	2			
100	45	When actors are ready	Fade in scene light. A7-912,13,14. Blue texture and top light. Lav side. 	3			1/10- Inside Bar 30:14 Evening. Inside Bar (different bar than 1:1) Disco ball. No border screen
101	47	Oh, listen to the music	Start mirror ball	1			
102	49	It's a cop!	Add Pattern rotations from VLs to add chaos	2			
103	49	AS they exit	Blackout	0			
104	50	Fade in scenechange light		2			
110	50	As stage is clear and actors are ready to enter	Fade in scene lights. Evening blue patterns. Top blue A7,8,9. Lav side. 	3			1/11- Street Outside Bar 33:37 <i>I Could Be That Guy</i> . Evening. They strip off his cop suit to reveal a disco costume. All screens.
111	51	"Sweaty Eddie". As music starts	Fade in follow spot on Eddie and shift to song light	3	Fade in		
112		"Deep within"/ music following	Deeper mood. Add texture up on platforms	5	continue		

Cue	Pg	Go when.....	Description	Time	FS 1	FS 2	Notes
-----	----	--------------	-------------	------	------	------	-------

Sister Act Lighting CUES

15 January




Page 1

Cue	Pg	Go when.....	Description	Time	Follow spot 1	Follow spot 2	Notes
113		"...For Her"	Add cool texture and top light across the stage including platform. LED right arms? 	6	Continue		
114	52	Modulation and Eddie does the Travolta move	Add white top light above him (A3)	2			
115	53	"...Break away"	Fade out the white top light and followspot. Keep a regular visual focus in A3 down center. Reduce lighting on edges and on platform to low levels.	5	Fade out		
116	53	"Before it's my time to die"	Reduce light on stage down to just A3 for ending-quiet, warm/cool with a bit of blue texture around. 	5			
117	53	End note in song. Count 1 and go	Blackout	0			
118	53	Follow 117	Fade in scene change light	2			

Cue	Pg	Go when.....	Description	Time	FS 1	FS 2	Notes
-----	----	--------------	-------------	------	------	------	-------

Sister Act Lighting CUES




15 January

Cue	Pg	Go when.....	Description	Time	Follow spot 1	Follow spot 2	Notes
120	54	When actors are ready	Fade in scene light. Downstage right. Warm patterns. Warm top light. A1, 2, 7 	3			1/12-Hallway 39:44 <i>Here Within These Walls (reprise)</i> . Next day? Afternoon?? Down Right stage right leg screens.
121	55	“ You just don’t like the answer”	Shrink the lighted space down and warm it with  LED or VL.	3			
122	55	As MS turns to exit	Slow fade to black	6			
123	55	Follow Q122	Fade in scene change light	2			
130	56	As actors are ready	Scene lights. A2,3,4,7,8,9. Gold side light. White top light. Lavender side. Not too bright at start 	3			1/13-Music Room 44:30 <i>Raise Your Voice</i> . Early morning. No border screens. Center of big screen. Huge build and finish for this song. Blackout end of scene
131	58	Now sisters, listen up	Add intensity and warm patterns. More energy	5			

Cue	Pg	Go when.....	Description	Time	FS 1	FS 2	Notes
-----	----	--------------	-------------	------	------	------	-------




Sister Act Lighting CUES

15 January

Cue	Pg	Go when.....	Description	Time	Follow spot 1	Follow spot 2	Notes
132	65	When they start to come downstage	Add intensity and energy 	15			
133	66	Final "R a I s e"	Intensity increase	5			
134	66	Your Voice	Intensity Bump (flash back of screen?) 	0			
135	66	Follow 134	Blackout	0			
136	66	Follow 135 in 4 seconds	Fade up scene change light	2			
140	67	When actors are ready	Fade in scene light. Gold side light. Warm pattern. Warm top light. Special on MS (icue from front beam)A6. Reverent organ music. A12-14 & 16-18 				1/14- Inside the Church 55:08 <i>Take Me to Heaven.</i> Late morning. Begins reverent, then add sparkle and pizzaz, show quality. Andre Crouch gospel style
141	67	As Mons moves SR ("...she can't ruin it")	Fade down lihgt in A1-5, 6-10. Light for Deloris in A9. Strong back light. Still reverent. Light for MS to cross from A6 to A12.	3 and 6			
142		"5-6-7-8"	Color shift on choir from side scrollers. Perhaps VLs or LEDs as well	1			
Cue	Pg	Go when.....	Description	Time	FS 1	FS 2	Notes

Sister Act Lighting CUES





15 January

Cue	Pg	Go when.....	Description	Time	Follow spot 1	Follow spot 2	Notes
143		As Deloris moves center and turns	Followspot on Deloris	1		IN on Deloris	
144	68	“Just Take me now” (Deloris)	FS in on Mons and MS Stage right	2	IN	continue	
145	69	As Delorese crosses in front of MS and Mons & Nuns come downstage from risers	Add light in A1-5 and 7-9. Side and top light 	14			
146	69	As nuns turn to face audience	Add front light A7-9	1			
147	69	“Sister Mary Clarence..”	Fade out FS on Deloris and MS. Lower the light upstage.	3	Fade out	Fade out	
148	69	Follow cue 147	Shift emphasis to center circle movement pattern A8. Strong white and warm top light. Lower light on sides and upstage. Spinning patterns from VLs? 	7			
149	69	As circles begin to rotate	Spinning patterns from VLs on the nuns	2			
150		As they break out of the circle formation	Restore to cue 147	3 and 6			
151	70	“Just Take Me Please”	FS up on Deloris	2		FS IN	
152	70	“...Man up above” as she moves right	FS down on Deloris and Up on Mary Pat Stage Left 		FS IN	FS OutA	

Cue	Pg	Go when.....	Description	Time	FS 1	FS 2	Notes
-----	----	--------------	-------------	------	------	------	-------

Sister Act Lighting CUES



15 January

Cue	Pg	Go when.....	Description	Time	Follow spot 1	Follow spot 2	Notes
153		As Mary Pat finishes and moves SR	Fade out FS on Mary Pat and Fade in FS on MS stage left. 	2	FS OUT	FS IN	
154		"...the folk mass isnt it?"	Instant FS shift. Up on Mary Laz. Out on MS 	0	FS IN	FS Out	
155	70	Beep Beep	HL FS moves from Laz to Mary Robert 		Move to Mary Robert		
156	71	"wrapped in loves embrace"	Fade out FS on Mary Robert	1	Fade Out		
157	71	Follow previous cue	Icue up (RB HR) to A4-5 to light Eddie & MS 	2			
158	71	"...Get her out now"	Fade iCue down	2			
Cue	Pg	Go when.....	Description	Time	FS 1	FS 2	Notes

Sister Act Lighting CUES

15 January







Page 6

Cue	Pg	Go when.....	Description	Time	Follow spot 1	Follow spot 2	Notes
159	71	"...Heaven" (modulated) (last one)	Add intensity or color	3			
160	71	Last chord of song	Bump intensity 	0			
161	71	When applause crests	Fade to black	1			
162		When actors clear	House light up	3			
163		After stage shift	Fade in preset				
			ACT TWO				
200	72	When house and actors are ready	House to 1/2	3			Keep preset up
201		Follow 200	House out/ preset out	3			Fade to black. Actors enter
210	72	When actors are in place	Lights up for scene. Isolated down light in both confessionals. I cues from front beam. Interesting texture/ color. Warm patterns around at low intensity including SR and SL (A6 and 10). Some cool top light A2-4. Visual focus SL confessional.	3			2/1-Confessional 00:18 Afternoon?. Down center action . Dim cathedral on big screen.
211	72	As Deloris enters	Increase light in SR confessional	3			
212	73	As Mons enters and He and Deloris switch positions in the confessional	Add a bit of light DS of confessionals. He crosses in front of the plats later in the scene. 	5			
213	74	As Mons exits	Fade down light DS of confessionals- return to smaller image here.	5			

Cue	Pg	Go when.....	Description	Time	FS 1	FS 2	Notes
-----	----	--------------	-------------	------	------	------	-------

Sister Act Lighting CUES






15 January

Cue	Pg	Go when.....	Description	Time	Follow spot 1	Follow spot 2	Notes
214	74	End of scene- closing of confessional doors	Fast fade-out to black	1			
215	74	Follow Q212	Fade up shift light	2			
220	75	Shift is complete	Full stage light- late morning. Visual focus A8 for  Mons	3			2/2- Inside the Church 5:35 <i>Sunday Morning Fever.</i> Late morning. Big musical number. ABBA. All screens
220.5	75	"Lets check the board.."	Fade up light in A7 for easel entrance	4			
221	75	"...Lay it on us sisters"	Full downstage light for musical number. Warm, bright. Some light up on the center platform- Mons enters and dances.	3			
221.5	76	"...Give the Lord a try"	Visual focus to A3 for Mons. Lower the dance light. Lower the edges. Icue or A8 light for emphasis.	3			
222	76	MS entrance from SR	Fade up followspot on MS as she enters	5		Fade-In	
222.5	77	As others exit	Reduce light everywhere for the solo song by MS	7			

Cue	Pg	Go when.....	Description	Time	FS 1	FS 2	Notes
-----	----	--------------	-------------	------	------	------	-------

Sister Act Lighting CUES

15 January






Cue	Pg	Go when.....	Description	Time	Follow spot 1	Follow spot 2	Notes
223	77	As MS exits	Resotre to Q221- checking the Giving Board. FS fades out.	2 and 5		Fade out	
223.5	77	"...Get Down, Get Down.."	Same as Q222	5			
224	77	"... Double-jointed. "	Visual focus to center as they form a circle mob A7,8,9	7			 8:48
224.5	77	"..I'm having so much fun" Nuns are exiting	Visual focus down to A7,8	2 and 6			 9:03
225	78	"...Thank God for bringing you here"	Visual focus moves to A6-7	2 and 6			 9:10
225.5	78	"...Everybody in the city is going to see this"	Fade in FS on Eddie	2	FS IN		
226	78	"..If you're dead." (exits)	Lights shift for full nun dance/sing. FS on Eddie fades out. (Q227 might work here)		FS out		 9:36
226.5	78	"...Sony and Cher..."	FS fade in on Mary Laz	2		FS IN	
227	79	".. Orgasmatron"	Fade out FS on Mary Laz			FS Out	
227.5	79	AW Beep Beep	Fade in FS on Mary Robert		FS IN		

Cue	Pg	Go when.....	Description	Time	FS 1	FS 2	Notes
-----	----	--------------	-------------	------	------	------	-------

Sister Act Lighting CUES

15 January




Page 9

Cue	Pg	Go when.....	Description	Time	Follow spot 1	Follow spot 2	Notes
228	79	AW Beep Beep (bottom of page)	Fade out FS on Mary Robert and bring visual focus to A8 for Mons	3	FS Out		 10:54
228.5	80	As Mons takes off his hat	Add white top light intensity over Mons (A3)	2			 11:11
229	80	"..Kiss those sins goodbye.."	Light change for chorus line along edge of pit	4			
229.2	80	"That Sunday Fever"	Specials up on Mons (SR), Eddie (Plat C) and MS (SL) (3 icues)	3			 12:06
229.4	81	As MS turns to exit	Fade her special and Eddie and Mons	2			
229.6		End of song	Blackout	0			
229.8	82	When actors are off stage	Fade up scene change light	2			
230	82		Lights up for scene. A7, A8. Blue and orange  texture 13:10	3			2/3- Curtis' Office 12:51 Take Me to Heaven (Newscast). Lady in the Long Black Dress 6pm news??? Late afternoon/ early evening Shift to early evening for "LadY" Down right. SR legs. SR Right part of screen At song, go to all screens

Cue	Pg	Go when.....	Description	Time	FS 1	FS 2	Notes
-----	----	--------------	-------------	------	------	------	-------

Sister Act Lighting CUES

15 January





Cue	Pg	Go when.....	Description	Time	Follow spot 1	Follow spot 2	Notes
231	84	“Watch and learn	FS fades in on Joey. Lights change to song light. Romantic moody, Barry White. Pink/RED LED from sides. Blue top. Followspot goes to TJ in the transition	2 for FS 5 for Rest		FS IN	
232	85	“Missionary of Romance”	Fade FS on TJ			Fade FS	
233	85	“...I’ll show you mine”	FS fades in on Paula	2	FS IN		
234	86	“Frankly you wont know, So”	Fade FS		FS out		
235	87	Woh Woh End of Song	Fade to black	2			
240	88	Actor is ready	 19:00 Evening blues and lavs in downstage right. A1 icue- FB or RB?	3			2/4- Mother Superior’s Office 18:58 <i>I Haven’t Got a Prayer</i> Evening Follow spot after “Her”. Down right. No desk and chairs. Just small table with phone. DR legs.
241	90	End of scene	Fade to black	3			
242	90	Follow cue 241	Fade up scene change light	2			
250	91	Whean actors are in place	Blue top light. Cool texture around the space. Lav side. A8,9,10  23:43	3			2/5- Mary Clarence’s Room 23:24 <i>Bless Our Show. Benedict Ta For Now.</i> Evening Down left. Ds left leg screen . part of center screen. Shift on page 93

Cue	Pg	Go when.....	Description	Time	FS 1	FS 2	Notes
-----	----	--------------	-------------	------	------	------	-------

Sister Act Lighting CUES

15 January





Page 1

Cue	Pg	Go when.....	Description	Time	Follow spot 1	Follow spot 2	Notes
251	92	Circle Up	Fade in special on Deloris (iCue front beam or 1 st elec or house left VL	2			
252	92	"...Let's all go back to our rooms..."	Increase light area? Add a bit of energy. Warms?	5			 25:30
253	93	Let our voices Gleam and Glisten	Increase light area. Add A10 & A7. Fade icue sp on deloris	5			
254		Following the dance interval	Special on Deloris, standing on Plat (icue FB or 1 st Elec)	4			
255	94	"...Spirits Fill the Hall.."	Fade out special on Deloris	3			
256	94	"...Bless Our church.."	Move visual focus and area to Center stage A2, 3, 4	5			 27:20
257	96	"Return to our lives as God has planned it"	Fade down visibility light and go to texture/ atmosphere as they exit and sing Benedicta. Keep a little light on the bed for MS to discover bible under pillow.	6			 28:58

Cue	Pg	Go when.....	Description	Time	FS 1	FS 2	Notes
-----	----	--------------	-------------	------	------	------	-------

Sister Act Lighting CUES




15 January

Cue	Pg	Go when.....	Description	Time	Follow spot 1	Follow spot 2	Notes
258	96	Following MS discovery of bible.	Fade light to black	4			
260	97	When actors are ready	Fade up scene light. Downstage right. Textural. Mostly cool light with some warm touches. Cool texture center stage with side lav. A2, 6, 7 	3			2/6- Changing Room 31:40 <i>The Life I Never Led</i> Evening. A ballad. Beautiful image. No screen images
261	97	"...I want to know what I'm missing..."	Fade in followspot on Mary Roberts		FS IN		
262	98	When Mary Roberts pulls Deloris up from the platform "And Now..."	Add light in A8 and A3 for deloris	3			
263	99	"...Help me let go, ...Help me let go" and she turns to Deloris	Fade FS	5	Fade out FS		
264	100	As Eddie and Deloris leave	Slow fade of scene light, leaving texture and downlight. Fade up followspot on Mary Roberts (all alone)	7 and 11	Fade in FS		
265	100	"...But to Choose..." Modulation	Slow increase of amber top light and warm texture A3 A4.	6			
266	100	"...LED." (start right on "LED")	Slow increase White top or 1 st electric iCue for last word of song	8			
267	100	As Mary Roberts turns to exit	FS out	0			

Cue	Pg	Go when.....	Description	Time	FS 1	FS 2	Notes
-----	----	--------------	-------------	------	------	------	-------

Sister Act Lighting CUES





15 January

Cue	Pg	Go when.....	Description	Time	Follow spot 1	Follow spot 2	Notes
268	100	Follow Q267	Fade scene light to black	3			
269	100	Follow Q268	Fade up scene change light				
270	101		Scene light fades in. A6,7,8 				2/7 Eddie's Apartment 37:20 <i>Fabulous Baby (Reprise) Sister Act.</i> Late afternoon Fantasy lights/ Fantasy dancers Light transition to this song
271	102	Piano chord for the start of Fabulous Baby	slow increase warm side (LED mover or VL House left)				
272	103	“Yeah, I’m gonna be a star”	Fade in FS on Deloris	2	Fade In FS		
273	104	Thank You! Thank You	Fade in Fantasy lights (VLs with rotating patterns)	3			
274							
275	106	“Stop!”	Remove fantasy light. Isolated light on Deloris	1	FS OUT		
276	106	Follow previous cue	Icue special up on Deloris- slow fade-in	4			(see image in Q277)
277	106	When the lights go out	Slight increase from top or back light- warmer and more intense.	3			
278		As Deloris turns to exit	Fade to scene change lights	4			
279	106	Fade up scene change lights		2			

Cue	Pg	Go when.....	Description	Time	FS 1	FS 2	Notes
-----	----	--------------	-------------	------	------	------	-------

Sister Act Lighting CUES




15 January

Cue	Pg	Go when.....	Description	Time	Follow spot 1	Follow spot 2	Notes
280	108	When actors are ready	Fade up evening scene light. Visual focus up on platform  45:58	3			2/8- Outside Cathedral 45:52 <i>When I find my Baby (reprise)</i> Cop Lights Evening All screens.
281	108	As Actors begin to come downstage from upper platform to Area 8	Add cool light in center, down to A8. Reduce light up on platform	2 and 7			 46:10
282	108	As Curtis enters	Add light in Area 9- cool color	3			 46:36
283	108	"Uncle Curtis- Boo" as they exit	Add light in Area 2/3 for Curtis cross during song. Decrease light in A9 and A8.	5			
284	108	As Curtis turns and exits	Fade down to scene change light	3			

Cue	Pg	Go when.....	Description	Time	FS 1	FS 2	Notes
-----	----	--------------	-------------	------	------	------	-------

Sister Act Lighting CUES





15 January

Cue	Pg	Go when.....	Description	Time	Follow spot 1	Follow spot 2	Notes
290	110	When actor is in place (left of center by the steps)	Scene lights fade in- Morning Cathedral. Visual focus A14- MS  48:35	3			2/9- Inside Cathedral 48:35 <i>The Life I Never Led</i> (reprise) Morning. All screens
291	110	Nuns enter	Add visual focus to steps and plats	4			
292	110	“D stands for “	Add light at A10 for Deloris’ entrance and Mary Roberts song	2			 49:09
293		“Sisters, Lets Roll”	The Chase- Chaos. Sweep LED movers across audience and stage. Run side scrollers	1			
310	113		Full stage				2/10-Chase Through Cathedral 50:46 <i>Sister Act</i> (reprise). <i>Spread the Love Around</i> . Chase scene Afternoon. All screens
311	114	Curtis fires shot	Full stage Warm Texture. Mysterious and shadowy. Visual focus Deloris (A7-8) and Curtis A9 (FB cues?)	3			 50:46
312	116	As Deloris breaks through the crowd of Nuns	FS fades in on Delores	2		FS IN	
313	116	“I’m not afraid of you. None of us are”	Fade out FS	4		FS out	

Cue	Pg	Go when.....	Description	Time	FS 1	FS 2	Notes
-----	----	--------------	-------------	------	------	------	-------

Sister Act Lighting CUES

15 January

Cue	Pg	Go when.....	Description	Time	Follow spot 1	Follow spot 2	Notes
314		Gunshot	Add light in A9 &10 for Eddies entrance				
315	117	Music Chord (for the kiss)	Add pink/red light on Eddie & Deloris	4			
316	117	“Places for the Popes”	Kiss light goes out	0			
317		As Nuns exit leaving Eddie, Deloris and MS center	Visual focus moves to center stage with pattern s on the edges A8, A2, A3	3 and 6			
318	120	“Spread it around” (MS) and nuns are entering	Full Downstage in warm song light	4			 56:03
320	120	Start of scene	Special on Mons – center of upper platform for his welcome announcement	0			2/11- Papal Mass Inside Cathedral 55:58 <i>Bows. Raise Your Voice.</i> Late afternoon warm. 3pm Finale things
321	121	Entrance by Delores from stage left	Follow spot on Delores	2		FS IN	 57:42
322	122	Get Up! (bottom of page)	Fade out follow spot	2		FS Out	
323	124	As company starts to move upstage to platforms	Increase light on platforms and general intensity increase	5			
324		“Around!!!”	Intensity bump	0			 59:56

Cue	Pg	Go when.....	Description	Time	FS 1	FS 2	Notes
-----	----	--------------	-------------	------	------	------	-------

Sister Act Lighting CUES

15 January

Cue	Pg	Go when.....	Description	Time	Follow spot 1	Follow spot 2	Notes
------------	----	--------------	-------------	------	---------------	---------------	-------

--	--	--	--	--	--	--	--

Cue	Pg	Go when.....	Description	Time	FS 1	FS 2	Notes
------------	----	--------------	-------------	------	------	------	-------