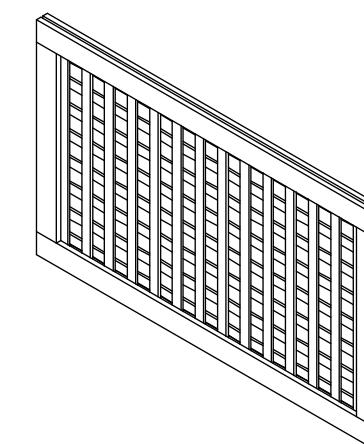


Downstage Ceiling Units

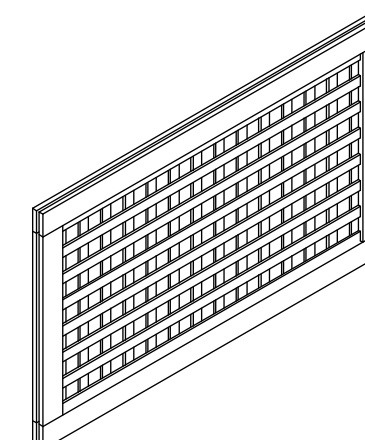
Horizontal lattice
is added to back side after
panels are assembled.
See 3D views in lower
right corner



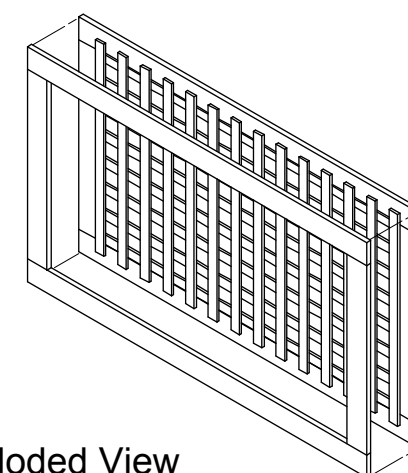
Section Hanging View
Scale: 1/4" = 1'-0"



Assembled Panel
Front View



Assembled Panel
Rear View



Exploded View
Of Panel
illustrating
lattice detail and placement

6